

## FEIF Prohibited Equipment Sport

 [Back](#)

### Bits

#### **Myler combination bits with short or long shanks (and similar bits from other producers)**

This type of bit combines bitless techniques (hackamore) with a bit and is designed as a training bit.



#### **Peruvian bit (and other bits typically designed for specific other horse cultures)**

This kind of bits is not fitting to the Icelandic Horse riding style and/or culture.



#### **Sliding gag bits (bits that can move up and down along the cheek pieces of a bridle)**

These bits are mainly correction bits and not suitable for showing horses.



#### **Peewee Bit**

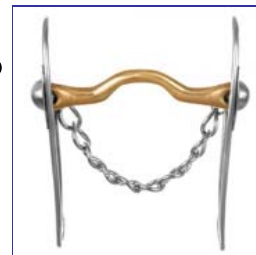
The Peewee bit is, according to the manufacturer, a correction bit not designed for contact riding. It is a bit for training horses.

<https://macsequine.com/macsequine-pee-wee-bits>



#### **Ported, straight mouth Icelandic bit**

This bit has been determined to be too severe and not conforming to the traditional design of Icelandic bits.



#### **Swales Pelham bit**

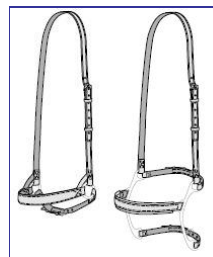
The Swales Pelham bit seems like a Pelham but it is not. It is clearly designed to be a corrective bit for over enthusiastic horses. From the manufacturer: The bit is designed to give control specifically for strong horses that are inclined to lean down. It is extremely popular bit with the showing and driving fraternity and is often used in other disciplines for faster work on an experienced horse that is "over enthusiastic". This is the only Pelham which removes poll pressure as the cheeks are attached to the inner rings. The action on the curb and exerts more pressure on the jaws causing the lifting action.



## Bridles and nosebands

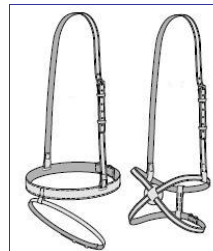
### Drop (German/Hanoverian) noseband or lever noseband in combination with all bits used with a curb chain

This type of bit should be used with another noseband as it does not fit very well together. It leads to an ugly picture. The upper part of the curb could easily get stuck in the drop noseband. The functioning of the chain is affected by the position of the laces in the combination with the leveler noseband.



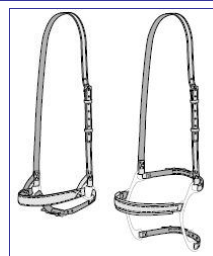
### Flash nosebands or Mexican noseband in combination with all bits with upper and/or lower cheeks (leverage mechanism)

The flash noseband or Mexican noseband fits badly with most of these bits and in some cases the combined mechanism makes the equipment very severe. Prohibited as of April 1, 2011.



### Drop (German/Hanoverian) noseband or leveler noseband in combination with all bits with upper and/or lower cheeks (leverage mechanism)

This type of bit should be used with another noseband as it does not fit very well together. It leads to an ugly picture. The chain and the lower part of the noseband could come very close to each other so the skin can easily get squeezed. The functioning of the cheeks is affected by the position of the laces in the combination with the leveler noseband.



### Kineton noseband

This type of noseband combines bitless techniques (hackamore) with a bit and is designed for use in training. This is not appropriate for use in competition.

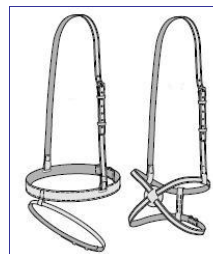


### A conventional bitted bridle used together with a bitless bridle

This is against the intention of the bitless bridle.

### Flash nosebands or Mexican noseband in combination with all bits used with a curb chain

The flash noseband or Mexican noseband fits badly with most of these bits and in some cases the combined mechanism makes the equipment very severe. Prohibited as of April 1, 2011.



The pictures shown are provided as an example only. Pictures can be enlarged by clicking on them.  
List maintained by the FEIF Sport Committee.

Last update: 06 Mar 2019

FEIF unites people in their passion for the Icelandic horse.

© 1995-2019 - FEIF, International Federation of Icelandic Horse Associations